

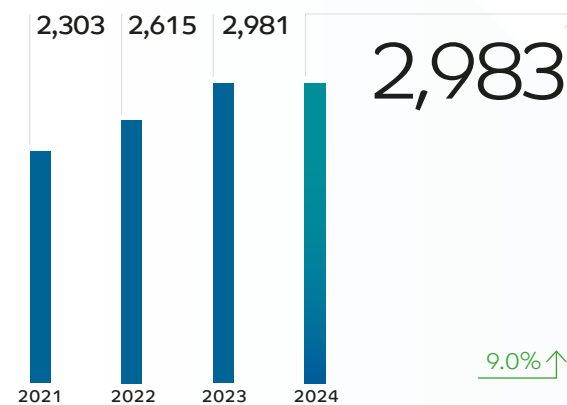
# 2024 HIGHLIGHTS – FACTS AND FIGURES

► GRI 2-6 Activities, value chain and other business relationships

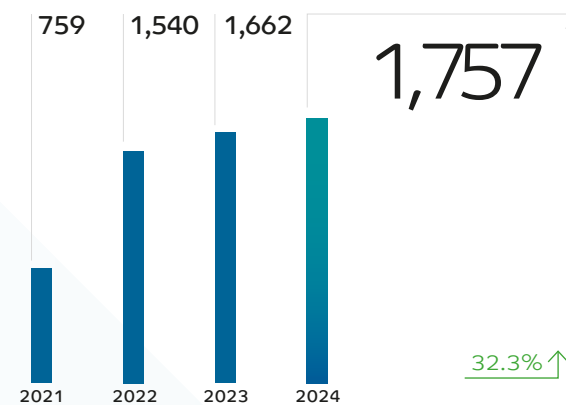
► GRI 2-7 Employees

## Financial results for 2024<sup>1</sup>

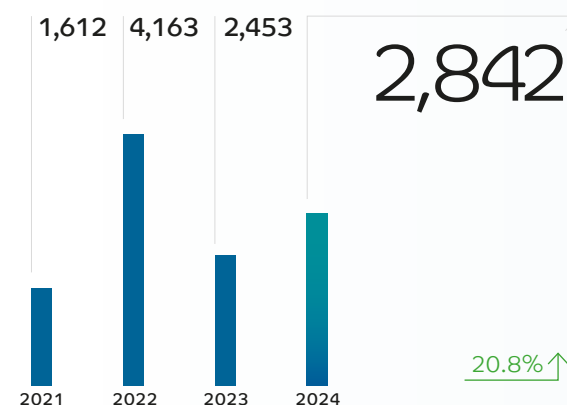
Operating income, ₪ million



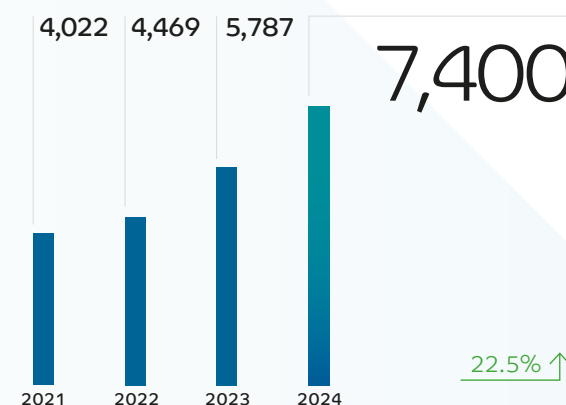
Net Profit, ₪ million



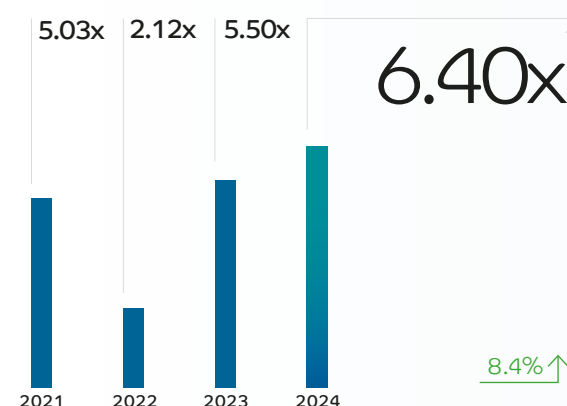
Parent Operating Cash Flow (POCF), ₪ million



Equity commitments, ₪ million



Parent new leverage/POCF



Innovation

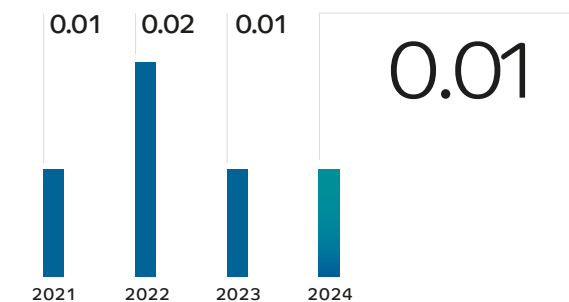
32  
patents filed

76  
live projects



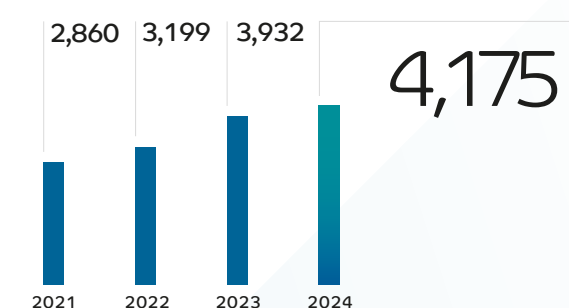
## Safety

Lost Time Injury Rate (LTIR)



## Employees

At year-end we had



We have increased the proportion of women in the workforce from 10.1% in 2023 to

**10.3%** in 2024.

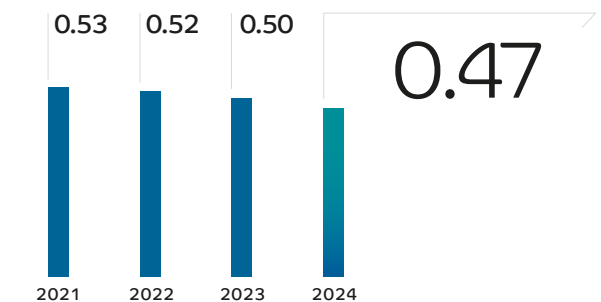
and the year ended with

**2,286** local employees  
(62% of our total workforce)



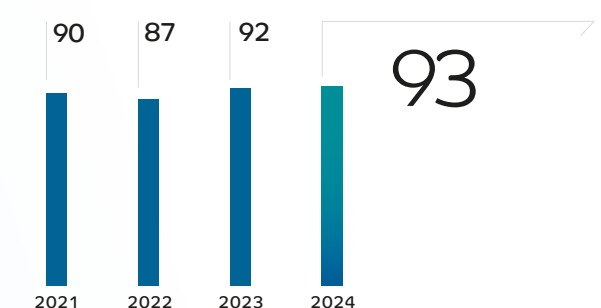
## Emissions

CO<sub>2</sub>e intensity of gross electricity generation, t CO<sub>2</sub>e/MWh

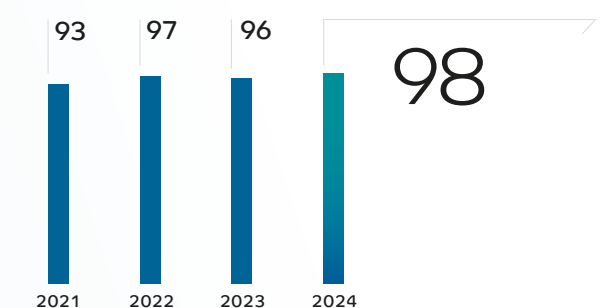


## Power and water availability

Power availability, %



Water availability, %



## Environmental projects

We planted

**180,000** trees

<sup>1</sup> For all the graphs above the percentage increase refers to the compound annual growth rate (CAGR).